

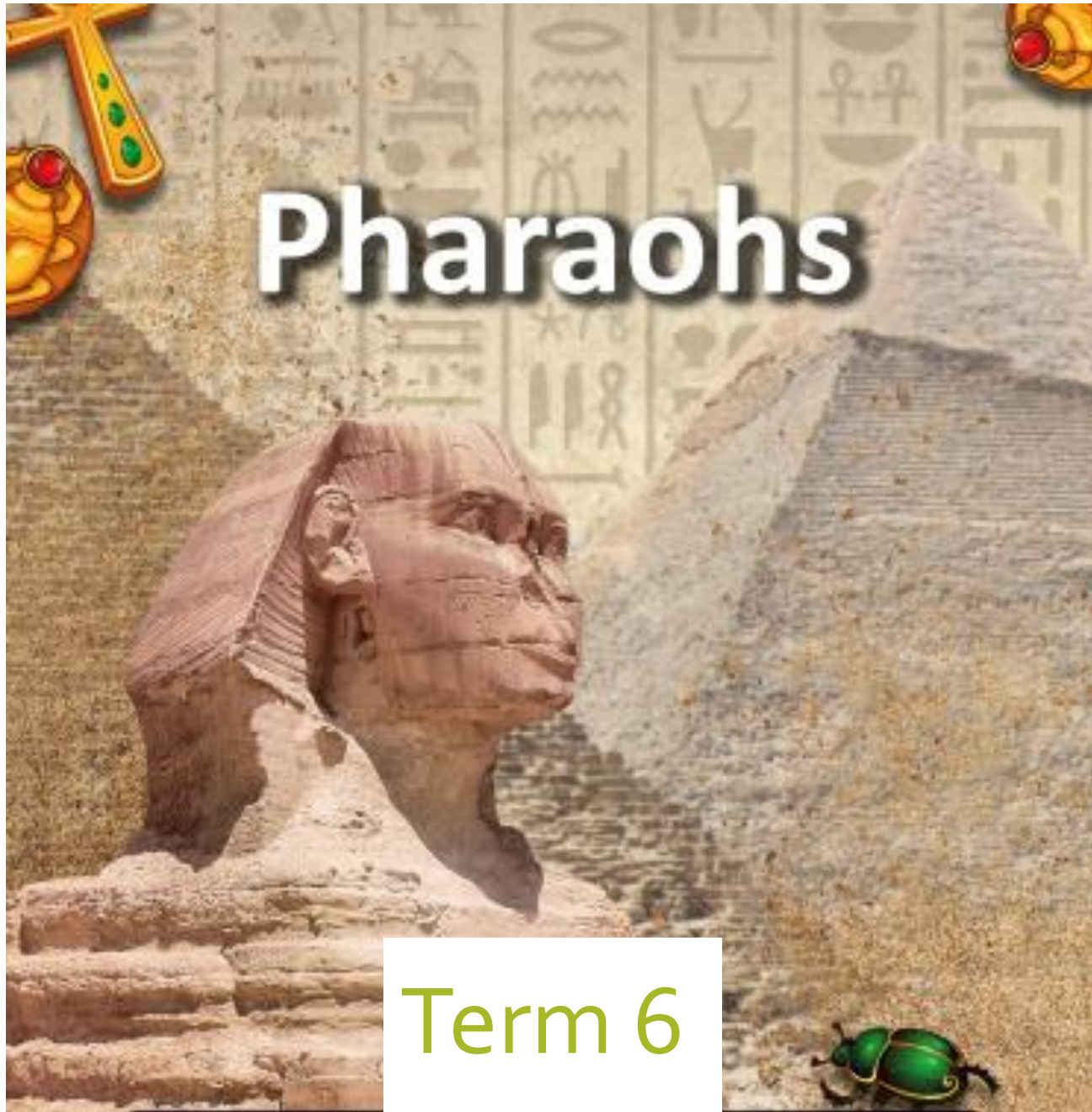
# ENGLISH TASK ONE

---

Newspaper articles

# Pharaohs

Term 6



V.N.1

people are wrapping bandages around a mummy.

## Mummification

Today I'm going to tell you what the ancient Egyptians did to dead people. They believed when people die their souls leave them, so the Egyptians do a process called mummification. It took over 70 days. Follow the instructions to find out the process of mummification.

### You will need:

- A dead body
- water from the river Nile
- Naxos
- 375 m linen
- one knife
- one book
- sawdust
- Canopic jars
- resin
- 300g essent hair
- pure oil
- natron

1. Firstly, there washed then their body is taken out with a book.



2. Next, the organs are removed.



3. then their body gets filled with lots of resin.



4. So then, the body is dehydrated.



6. Finally, they were buried with things for after life.

5. Also, they are wrapped in bandages.

A fantastic example of mummification instructions.

Well done!

# A fantastic example of mummification instructions.

Well done!

DSA

What do fact files and the internet have in common?  
Think of three things.

You get facts or what you want

Task

Can you remember the different stages of the mummification process?  
Write them!

Exit Ticket

What have you learnt today?

I learnt about how to mummify a body

1. Wash body in palm wine and Nile water.	7. Mummia a tow like post is used to stick the <sup>tooth</sup> <del>tooth</del> <sup>tooth</sup> <del>tooth</del>
2. cut body to pull out organs.	8. The mummy is put into a look alike coffin <sup>inside</sup> <del>inside</del>
3. pull the brain out with a hook.	9. The sarcophagus is opened and the coffin is <sup>inside</sup> <del>inside</del>
4. put natron salt on the body for 40-50 days.	10. First a funeral is held and people sing.
5. coat the body in resin the wrap in linen.	11.
6. a priest comes to wearing an ankhis mask to sing to ward of bad spirits.	12.

<p>Wash the body in palm wine, then wash the wine off with Nile water.</p>	<p>Next the body gets a small cut on the chest to have the organs taken out and placed in canopic jars.</p>	<p>After that the brain is pulled out of the head by the nose with a hook.</p>
<p>Then you need to put a ton of natron salt to dry the body then leave it for 40 days.</p>	<p>Next stuff the body with spices and other soft things.</p>	<p>After that wrap the body up in linen.</p>
<p>Finally place the body in a coffin that looks like this.</p>		

# ENGLISH

---

We are going to focus on writing newspaper articles..

This links to our topic of [Pharaohs](#).

# DNA



Look back at your newspaper from yesterday.

Use your BAR key to make improvements.

# Activity



Read what you  
have already  
written.



Continue  
writing until  
you have  
finished.  
Edit your work.

# Time to finish writing!

Finish writing your newspaper article.

Use the bingo board on the next slide to help.

Once you have finished:

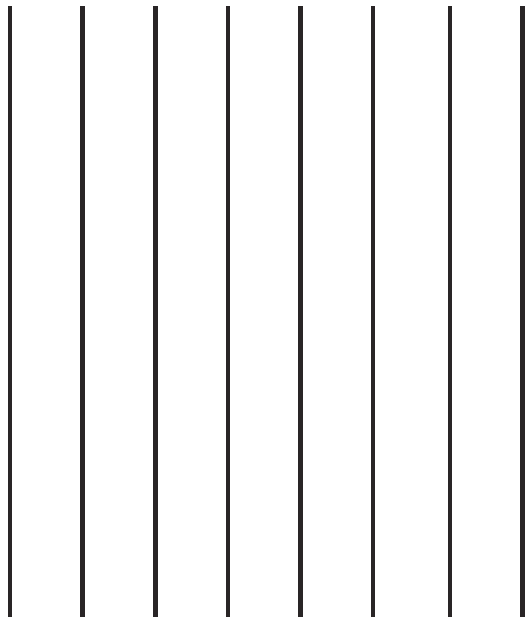



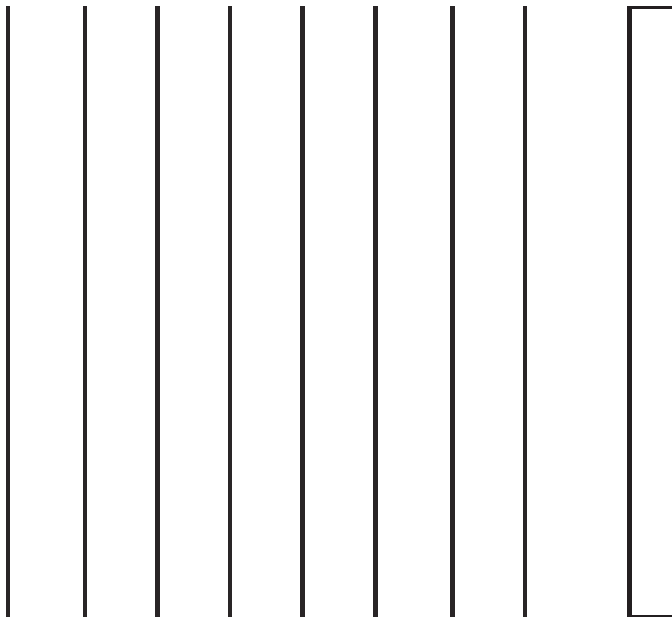




1. Edit your work.
2. Add the pictures.
3. Read your newspaper to peer or adult. Ask them for a yellow hat and black hat.



## Writing bingo

As you are working, cross off the squares on the bingo board once you have included them in your newspaper.

Name of the newspaper	Headline and subheading	Introductory paragraph containing the 5Ws (what, where, who, when, why)
Information about the main event in chronological order	Third person and past tense consistently	Direct speech
Indirect speech	A picture with captions	Descriptive adjectives and powerful verbs



Use this sheet to help if you are finding writing tricky!

<p>Name of your newspaper</p>	<p>Headline</p>	<p>Subtitle</p>	<p>Introductory paragraph.</p>	<p>Write about the main events in detail.</p>
			<p>Include picture and caption.</p>	<p>Include picture and caption.</p>
			<p>Write about the main events in detail.</p>	<p>Write a conclusion paragraph.</p>
				<p>Include the reporter's name.</p>

# Exit Ticket



Send us a picture of your newspaper report.  
We can't wait to see them!

[year5@gordonchildrensacademy.org.uk](mailto:year5@gordonchildrensacademy.org.uk)