

TT Rockstars



Click this link to access
TTRockstars

<https://play.ttrockstars.com/>



Press

LOGIN

Press

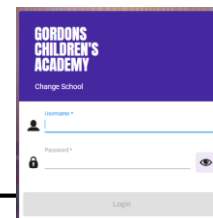
SCHOOL

Press

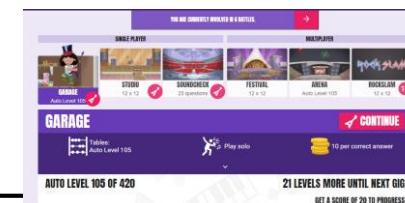
STUDENT



Search for Gordons
Children's Academy;



Type in your user name and
password and play!



Become the best Rock Star!

Arithmetic Test:

Instructions


You **may not** use a calculator to answer any questions in this test.

Questions and answers

You have **20 minutes** to complete this test.

Work as quickly and as carefully as you can.

Put your answer in the box for each question.

A grid consisting of 10 columns and 5 rows of small squares. A larger, dark blue rectangular box is centered within the grid, spanning 6 columns and 2 rows of the small squares.

If you cannot do one of the questions, **go on to the next one**.

You can come back to it later, if you have time.

If you finish before the end, **go back and check your work**.

Marks

The number under each box at the side of the page tells you the maximum number of marks for each question.

1

$125 + 271 =$

A large grid for working out the addition of 125 and 271. The grid is 20 columns wide and 15 rows high. A rectangular box is drawn at the bottom right of the grid, spanning 10 columns and 2 rows, intended for the student to write their final answer.

1 mark

3

$72 \div 8 =$

A large grid for working out the division of 72 by 8. The grid is 20 columns wide and 15 rows high. A rectangular box is drawn at the bottom right of the grid, spanning 10 columns and 2 rows, intended for the student to write their final answer.

1 mark

2

$100 - \boxed{} = 30$

A large grid for working out the subtraction problem. The grid is 20 columns wide and 15 rows high. A rectangular box is drawn at the top left of the grid, spanning 10 columns and 2 rows, intended for the student to write the missing number.

1 mark

4

$\boxed{} = 4,650 - 1,000$

A large grid for working out the subtraction problem. The grid is 20 columns wide and 15 rows high. A rectangular box is drawn at the top left of the grid, spanning 10 columns and 2 rows, intended for the student to write the result of the subtraction.

1 mark

5 $\frac{4}{7} + \frac{2}{7} =$

A large grid for working out the answer to question 5.

1 mark

7 $42 \times 6 =$

A large grid for working out the answer to question 7.

1 mark

6 $4^2 =$

A large grid for working out the answer to question 6.

1 mark

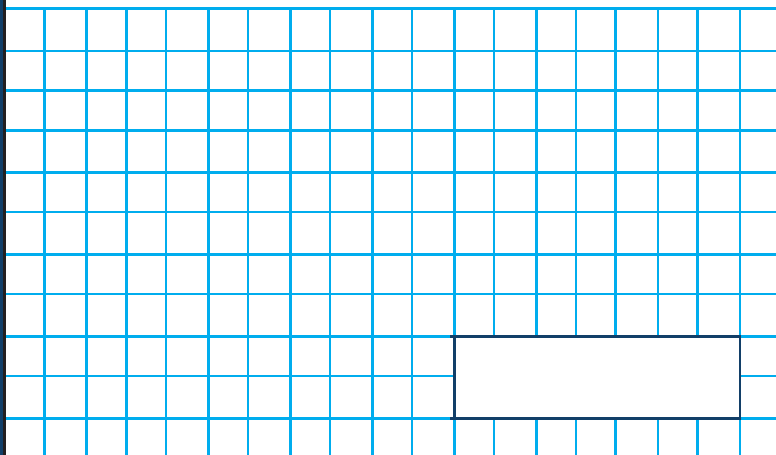
8 $\times \pounds 168 = \pounds 1,680$

A large grid for working out the answer to question 8.

1 mark

9

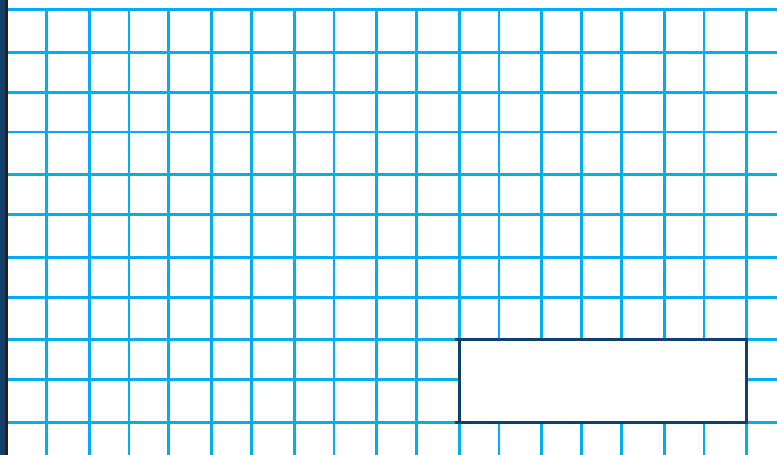
$$18,072 + 3,928 =$$



1 mark

11


$$\frac{5}{6} - \frac{1}{2} =$$



1 mark

10

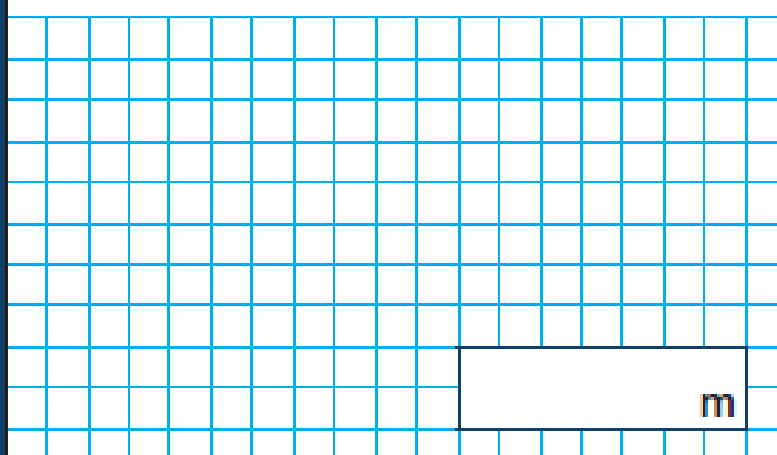
$$6 \times 8 = \boxed{} \times 4$$



1 mark

12

$$\frac{3}{7} \text{ of } 2,800 \text{ m} =$$



1 mark

13

$172 \times 5 =$

1 mark

15

$852 \div 6 =$

1 mark

14

$\frac{9}{11} \times 3 =$

1 mark

16

$6.23 \times 100 =$

1 mark

17

$36 \times 49 =$

A large grid for working out the multiplication of 36 by 49. The grid is 20 units wide and 15 units high. A horizontal line is drawn across the top of the grid, 1 unit below the top edge. A vertical line is drawn on the right side of the grid, 1 unit from the right edge. This creates a large rectangular area for the student to perform the calculation.

1 mark

19

$1\frac{2}{3} + 1\frac{5}{9} =$

A large grid for working out the addition of $1\frac{2}{3}$ and $1\frac{5}{9}$. The grid is 20 units wide and 15 units high. A horizontal line is drawn across the top of the grid, 1 unit below the top edge. A vertical line is drawn on the right side of the grid, 1 unit from the right edge. This creates a large rectangular area for the student to perform the calculation.

1 mark

18

$72 + \boxed{} = 10,000$

A large grid for working out the missing number in the equation $72 + \boxed{} = 10,000$. The grid is 20 units wide and 15 units high. A horizontal line is drawn across the top of the grid, 1 unit below the top edge. A vertical line is drawn on the right side of the grid, 1 unit from the right edge. This creates a large rectangular area for the student to perform the calculation.

1 mark

20

$394 \times 17 =$

A large grid for working out the multiplication of 394 by 17. The grid is 20 units wide and 15 units high. A horizontal line is drawn across the top of the grid, 1 unit below the top edge. A vertical line is drawn on the right side of the grid, 1 unit from the right edge. This creates a large rectangular area for the student to perform the calculation.

1 mark

How many marks did you get?



What topics do you need to practice (e.g fractions, decimals,...)?



How do you feel about your test? Why?



General Marking Principles

- Allow answers given in words. Ignore spelling errors providing intention is clear.
- For numbers with four or more digits, accept answers with or without a comma or other separator.
- For fractional answers, accept equivalent fractions or an exact decimal equivalent.

| Question | Answer | Marks | Notes and guidance |
|----------|------------------------------------|-------|--------------------|
| 1 | .396 | 1 | |
| 2 | 70 | 1 | |
| 3 | 9 | 1 | |
| 4 | .3,650 | 1 | |
| 5 | $\frac{6}{7}$ | 1 | |
| 6 | 16 | 1 | |
| 7 | 252 | 1 | |
| 8 | 10 | 1 | |
| 9 | 22,000 | 1 | |
| 10 | 12 | 1 | |
| 11 | $\frac{2}{6}$ or $\frac{1}{3}$ | 1 | |
| 12 | 1,200 | 1 | |
| 13 | 860 | 1 | |
| 14 | $\frac{27}{11}$ or $2\frac{5}{11}$ | 1 | |
| 15 | 142 | 1 | |
| 16 | €23 | 1 | |
| 17 | 1,764 | 1 | |
| 18 | 9,928 | | |
| 19 | $3\frac{2}{9}$ | 1 | |
| 20 | €6,698 | 1 | |

Total: 20 marks